

Industry-leading  
**3 YEAR**  
Structural  
Warranty\*

Terms & Conditions Apply.



# Toilet Shower

Portable Amenities – Practical, Durable, Cost-Effective

- ✓ Electric certification (AS3000 / AS3001.1)
- ✓ 3-year structural warranty
- ✓ WELS compliant fixtures and fittings
- ✓ Designed for Australian conditions

The Portable Toilet/Shower Combo is the ideal solution for worksites, events, and remote locations where space is limited and private facilities are essential.

This 2-in-1 unit offers convenience and compliance with separate, fully enclosed toilet and shower spaces in a single, durable structure, ensuring privacy while maintaining modern bathroom comfort.

## Key Features

### Modern Fixtures

The Portable Toilet/Shower unit is equipped with high-quality fixtures designed for both comfort and functionality.

### Certified & Compliant

Fitted with WELS-rated and watermarked plumbing (AS/NZS 6400:2016) and certified for electrical compliance (AS3000 / AS3001.1).

### Built Tough


Constructed with durable galvanised steel, this unit is engineered to handle demanding conditions while offering a thermally insulated ceiling and walls for added comfort.

### Easy Transport & Setup

Equipped with 4 corner lifting lugs and forklift pockets for quick, straightforward transport and positioning.

### Peace of Mind

Comes with a 3-year structural warranty to ensure long-term reliability.



# Specifications

## General

- Engineered structure designed to N3 wind pressure
- Galvanized and epoxy painted steel (frame, roof, and wall panels)
- Internal waterproof wall lining
- 4 lifting lugs on top and a forklift pocket in the base frame
- Easy clean floor, walls and ceiling
- Vented, key lockable door with steel frame
- Double glazed operable window
- Vanity with sink, flick mixer and pop-up waste
- Shower with rain maker head
- Dual flush toilet with soft close lid
- Toilet roll holder
- Toilet brush and wall mounted holder
- Overhead cupboard with mirror
- Through wall plumbing (model dependent)

## Electrical

- Compliance to AS3000 / AS3001
- Pre-installation electrical label of compliance (electrical certificate available on request)
- IP 66 rated Electrical Distribution Board for mains power connection (fitted externally)
- EDB fitted with 1 x 2 pole 10amp circuit breaker
- Australian compliant electrical cable pre-installed (SAA approved)
- Australian compliant fixtures; GPO's, exhaust fan, internal ceiling light/s and light switch/s

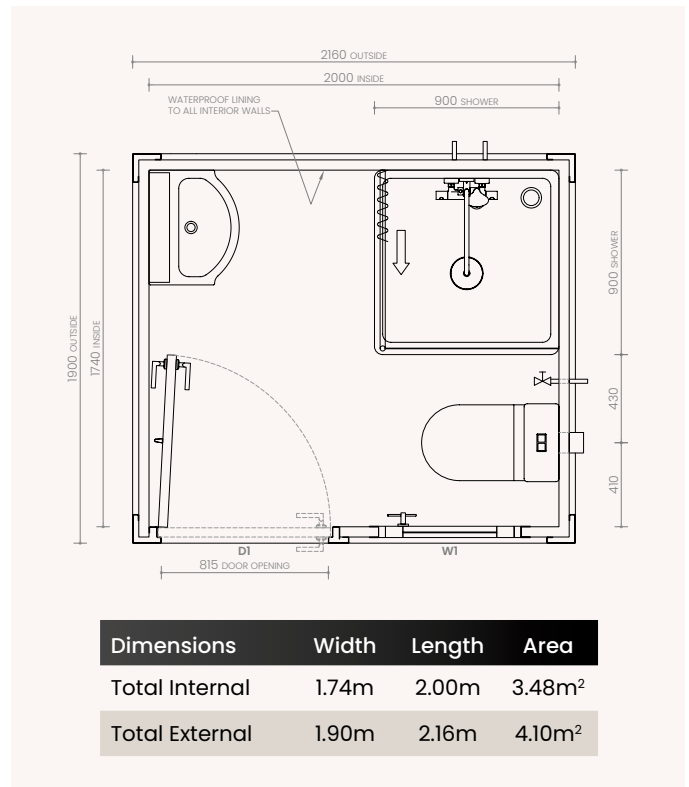
## Plumbing

- Pre-installed brass water inlets (hot and cold) and toilet waste outlet
- All fixtures are WELS rated and Watermarked (AS/NZS 6400:2016 compliant)
- Hand basin mixer tap: WELS 5 Star, 6.0L/min
- Pop up waste
- Combination S & P trap

## Council Compliant


- Form 15 Structural Certificate to N3 (n/a for Northern Territory)<sup>2</sup>
- Form 12 or 16 Electrical certificate to AS3000 / AS3001
- Detailed floor, plumbing, electrical, and elevation plans
- WELS and Watermarked compliant fixtures (certificates available on request)<sup>1</sup>
- Engineer footing design<sup>2</sup>
- Final connections by customer<sup>3</sup>

1. Available on request 2. Optional, charges apply 3. Supply only



 [mylittlehouse.com.au](http://mylittlehouse.com.au)

 [contact@mylittlehouse.com.au](mailto:contact@mylittlehouse.com.au)

 1300 046 273



Scan to learn more about this product online

