

Industry-leading
3 YEAR
Structural
Warranty*

Terms & Conditions Apply.



Double Shower

Portable Amenities - Practical, Durable, Cost-Effective

- ✓ Electric certification (AS3000 / AS3001.1)
- ✓ 3-year structural warranty
- ✓ WELS compliant fixtures and fittings
- ✓ Designed for Australian conditions

The Portable Double Shower is the ideal solution for worksites, events, and remote locations where reliable, private shower facilities are needed.

Designed for convenience and compliance, this portable amenity unit features two separate, fully enclosed shower spaces within a single durable structure, ensuring privacy for users while providing the comfort and convenience of a modern bathroom.

Key Features

Dual-Occ Private Showers

Two separate, key-lockable private showers in one structure provide reduced wait times and increased convenience.

Certified & Compliant

WELS-rated and watermarked fittings (AS/NZS 6400:2016) with electric certification (AS3000 / AS3001.1).

Built Tough


Engineered to withstand up to N3 wind rating* from heavy duty galvanised steel with thermally insulated ceiling and walls.

Easy Transport & Setup

Built with 4 corner lifting lugs and front and rear forklift pockets for quick, hassle-free transport and positioning.

Peace of Mind

Comes with a 3-year structural warranty for long-term reliability.



Specifications

General

- Engineered structure designed to N3 wind pressure
- Galvanized and epoxy painted steel (frame, roof, and wall panels)
- Internal waterproof wall lining
- 4 lifting lugs on top and a forklift pocket in the base frame
- Easy clean floor, walls and ceiling
- Vented, key lockable door with steel frame
- Double glazed operable window
- Vanity with sink, flick mixer and pop-up waste
- Shower with rain maker head
- Shower curtain
- Soap holder
- Through wall plumbing (model dependent)

Electrical

- Compliance to AS3000 / AS3001
- Pre-installation electrical label of compliance (electrical certificate available on request)
- IP 66 rated Electrical Distribution Board for mains power connection (fitted externally)
- EDB fitted with 1 x 2 pole 10amp circuit breaker
- Australian compliant electrical cable pre-installed (SAA approved)
- Australian compliant fixtures; GPO's, exhaust fan, internal ceiling light/s and light switch/s

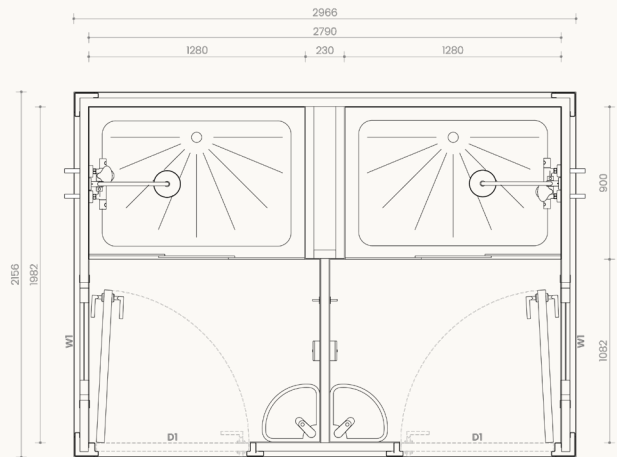
Plumbing

- Pre-installed brass water inlets (hot and cold) and toilet waste outlet
- All fixtures are WELS rated and Watermarked (AS/NZS 6400:2016 compliant)
- Hand basin mixer tap: WELS 5 Star, 6.0L/mint
- Shower head: WELS 3 Star, 9.0L/min
- Pop up waste
- Combination S & P trap

Council Compliant

- Form 15 Structural Certificate to N3 (n/a for Northern Territory)²
- Form 12 or 16 Electrical certificate to AS3000 / AS3001
- Detailed floor, plumbing, electrical, and elevation plans
- WELS and Watermarked compliant fixtures (certificates available on request)¹
- Engineer footing design²
- Final connections by customer³


1. Available on request 2. Optional, charges apply 3. Supply only



Dimensions	Width	Length	Area
Internal (Each)	1.98m	1.28m	2.53m ²
Total Internal	1.98m	2.56m	5.27m ²
Total External	2.16m	2.97m	6.39m ²

 mylittlehouse.com.au

 contact@mylittlehouse.com.au

 1300 046 273



Scan to learn more about this product online

